

Oilton Public Schools

Budget

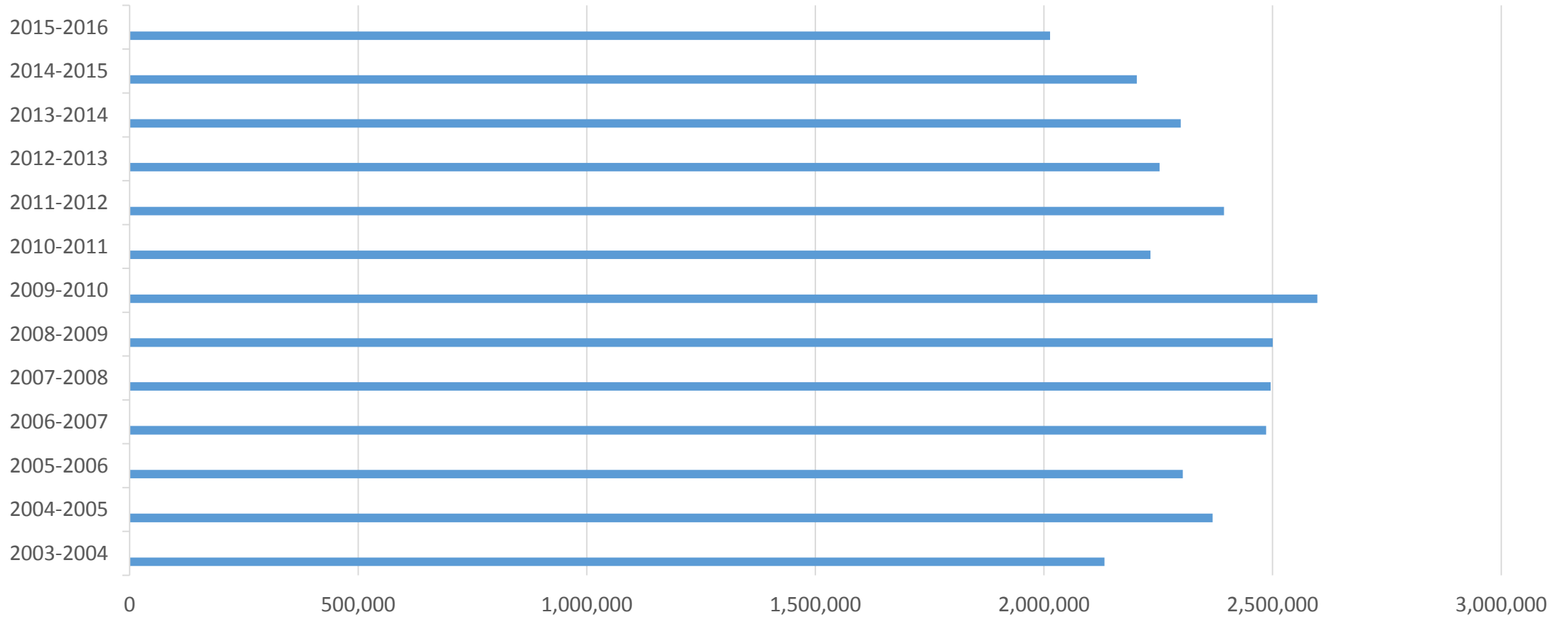
2015-2016

General Fund Appropriations

	2002-2003	2003-2004	2004-2005	2005-2006	2006-2007	2007-2008	2008-2009	2009-2010	2010-2011	2011-2012	2012-2013	2013-2014	2014-2015	2015-2016
Fund Balance	95,946	221,806	400,385	282,950	353,540	401,548	359,046	359,966	317,003	514,767	485,767	433,861	319,775	213,491
Ad Valorem Tax	119,419	128,729	125,716	131,679	121,959	156,827	159,002	159,002	164,560	165,400	165,464	168,630	166,444	166,451
County 4 Mill Tax	25,686	31,276	28,148	33,887	30,498	31,818	38,859	38,788	35,761	29,829	31,692	32,794	34,622	30,675
Gross Production Tax	11,009	12,898	11,608	26,246	23,621	26,332	27,902	31,431	24,996	30,952	22,383	32,626	27,165	24,035
Motor Vehicle Tax	114,955	115,892	104,302	115,891	104,302	104,302	115,892	104,937	104,937	116,868	121,345	125,416	135,848	135,095
R.E.A. Tax	36,416	39,326	35,393	42,180	37,962	42,331	48,794	55,717	60,535	63,146	64,371	64,872	67,271	65,527
School Land Earnings	29,413	28,702	25,831	23,746	21,371	22,756	27,429	29,751	29,751	45,020	44,969	40,217	41,656	33,466
Other State Sources	156,162	171,050	203,781	148,753	121,000	158,123	150,146	158,047	124,352	126,194	132,786	155,016	161,454	167,955
State Aid	1,200,749	1,241,205	1,229,898	1,350,903	1,361,178	1,343,315	1,392,015	1,391,582	1,116,521	1,259,804	1,167,725	1,087,223	1,096,343	1,194,114
TOTAL	2,272,201	2,132,676	2,368,840	2,303,390	2,485,982	2,495,686	2,500,000	2,597,967	2,232,958	2,393,650	2,253,035	2,298,950	2,202,903	2,013,213

General Fund Appropriations

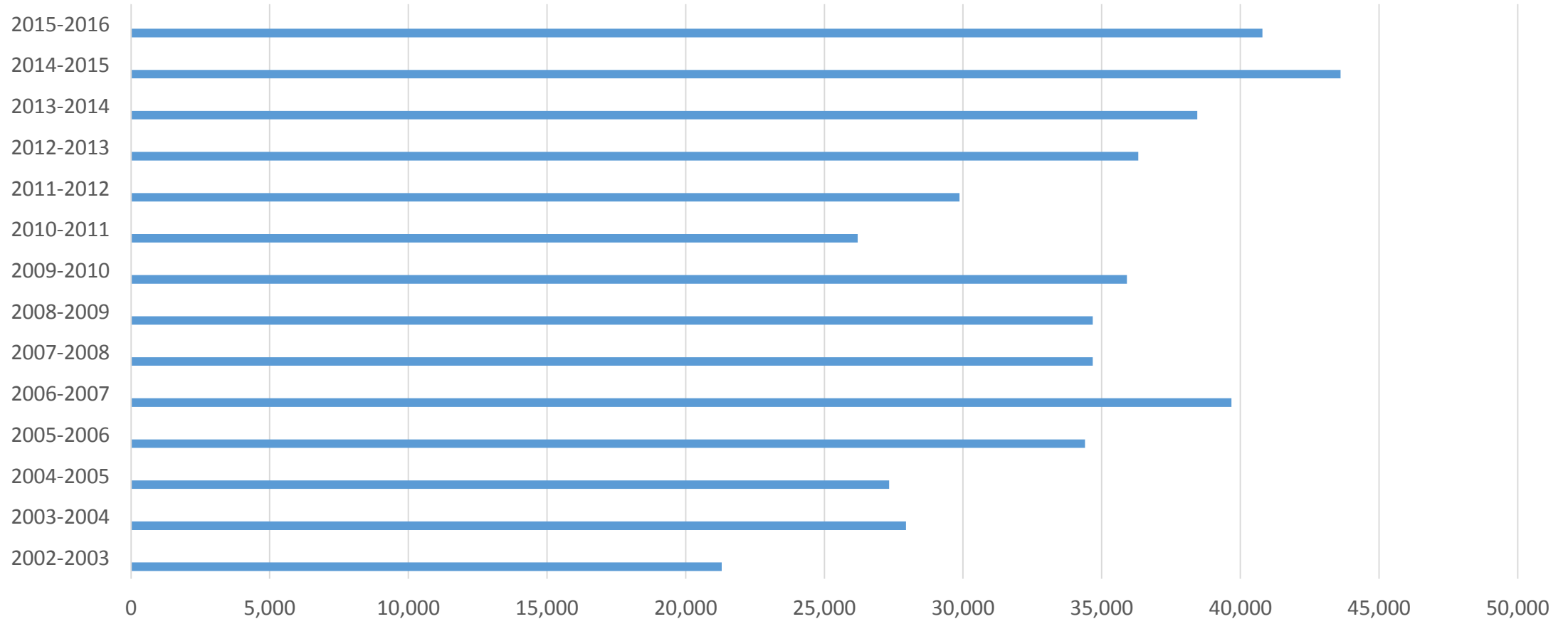
Appropriation History



Building Fund Appropriations

2002-2003	2003-2004	2004-2005	2005-2006	2006-2007	2007-2008	2008-2009	2009-2010	2010-2011	2011-2012	2012-2013	2013-2014	2014-2015	2015-2016
21,301	27,941	27,339	34,399	39,681	34,681	34,681	34,681	35,914	26,199	29,877	36,323	43,615	40,797

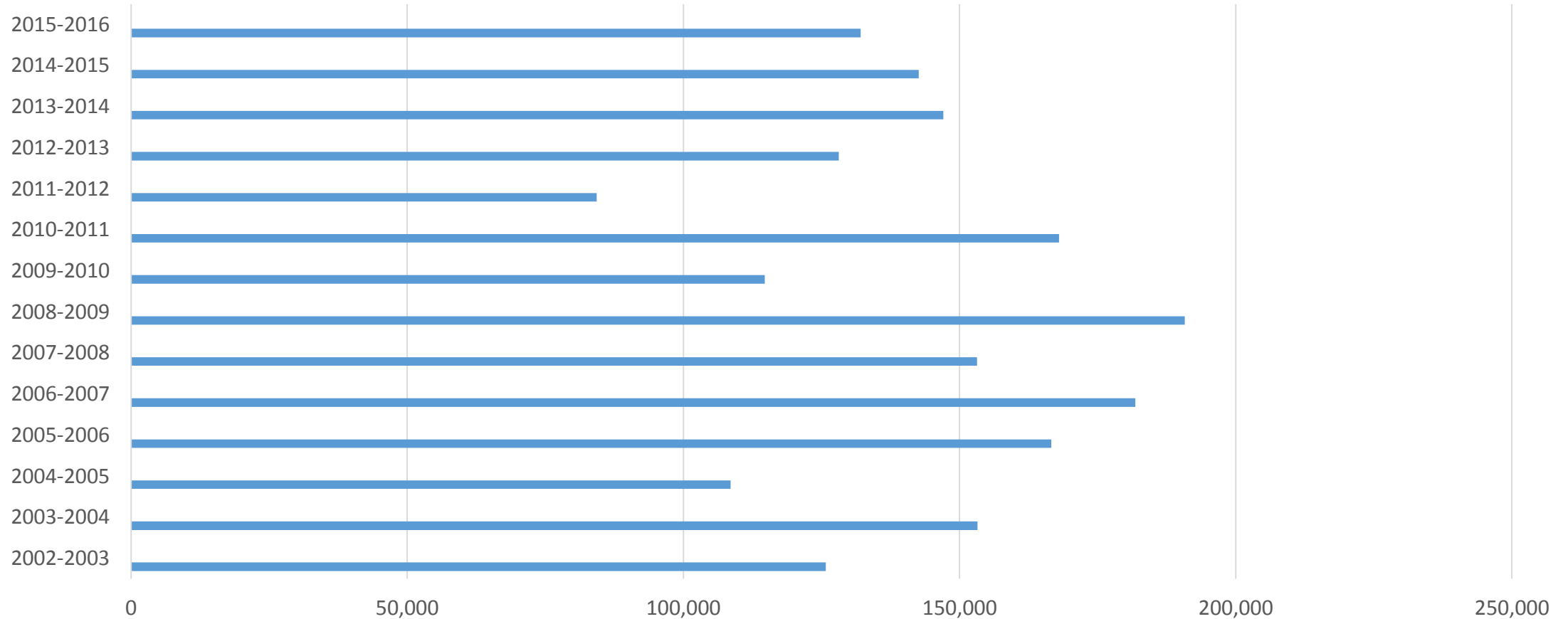
Building Fund Appropriations



Child Nutrition Appropriations

2002-2003	2003-2004	2004-2005	2005-2006	2006-2007	2007-2008	2008-2009	2009-2010	2010-2011	2011-2012	2012-2013	2013-2014	2014-2015	2015-2016
125,797	153,267	108,570	166,614	181,820	153,156	190,780	114,738	168,019	84,286	128,119	147,081	142,154	132,090

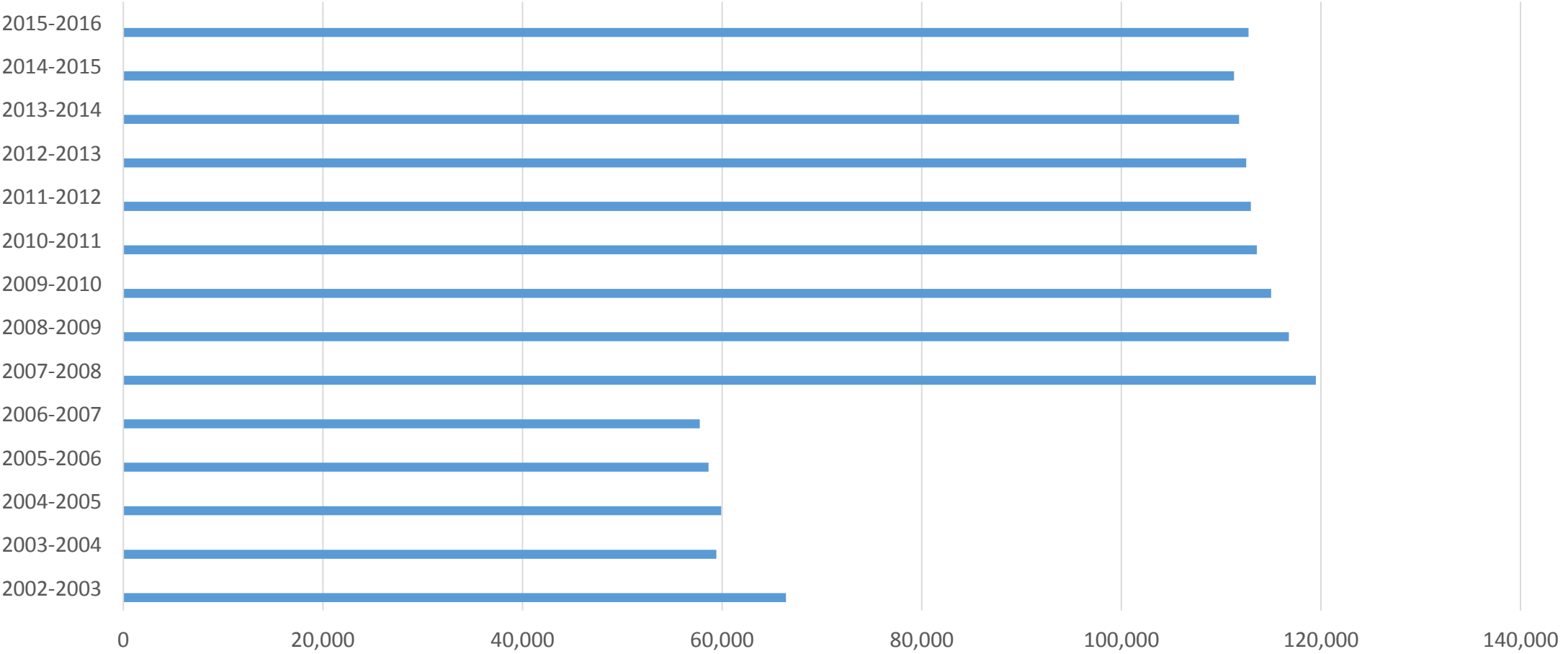
Child Nutrition Appropriations



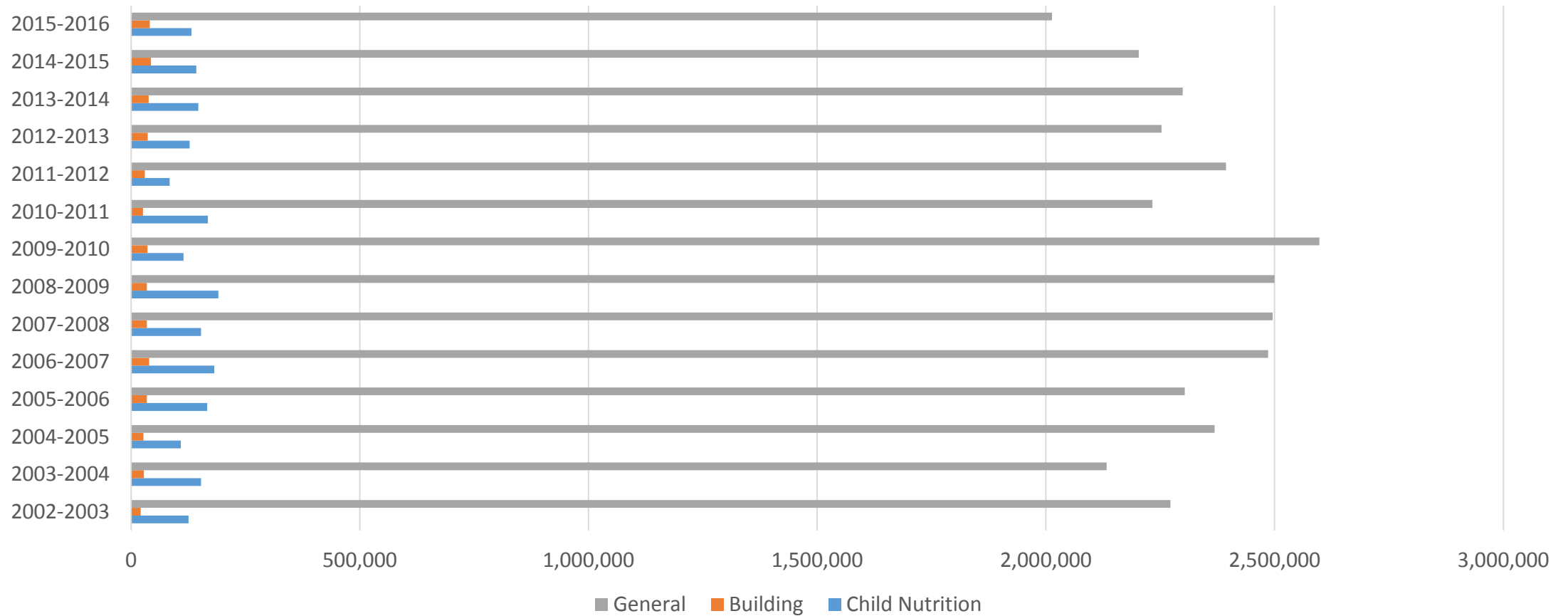
Sinking Fund Appropriations

2002-2003	2003-2004	2004-2005	2005-2006	2006-2007	2007-2008	2008-2009	2009-2010	2010-2011	2011-2012	2012-2013	2013-2014	2014-2015	2015-2016
66,406	59,433	59,900	58,652	57,761	119,497	116,783	115,000	113,575	112,979	112,520	111,796	111,283	112,740

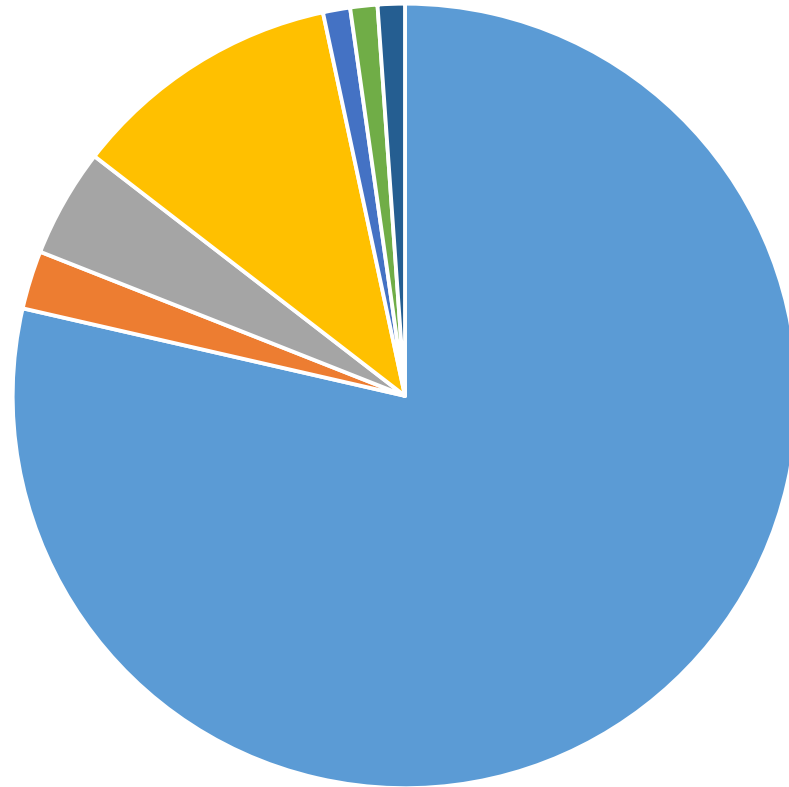
Sinking Fund Appropriations



Oilton Public Schools Total Appropriations



Budget 2015-2016



■ Salaries ■ Insurance ■ Utilities ■ Instruction ■ Maintenance ■ Adminst. ■ Other